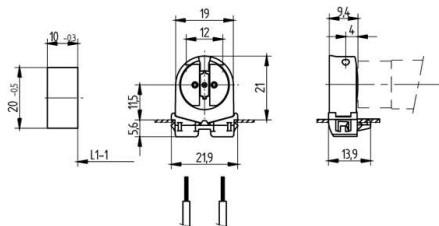


 Create pdf

## Lampholders and starter holders

26.661.2004

G 5 Push in lampholders



L1-1: Recommended dimension - The distance between the cut-outs and the tolerance should be governed by the dimensions of the respective lamps and luminaires.

colour	pkg.	wt.	part no.
white	1000	3 g	26.661.2004.50







Approval: additional cULus (120W / 600V)

Wiring: through the body

Lamp centre: 11.5 mm  
Snap in foot 10 x 20 mm

Housing: PC  
Rotor: PBT

- With snap in foot and closed base, IP 40
- A pair of lampholders provides a lamp length tolerance compensation of 2 mm

T 130	Tm 110					 18 AWG 0.5 - 1.0 mm <sup>2</sup>	 0.6 - 1.0
-------	--------	---	---	---	--	--	--

Document generated on: We, 8. February 2017 - 14:08